

LUMACORE ACCENT SPOT LIGHT

1536BZ-LMA30K

12V VARIABLE OUTPUT LED 3000K SPOT LIGHT

The Variable Output LumaCORE LED accent lighting system is an expertly engineered core that withstands the elements and provides the user with full control over wattage and beam spread, all in innovative single design.




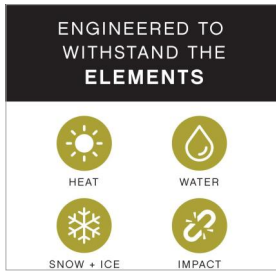
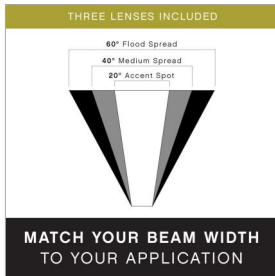
DETAILS	
FINISH:	Bronze
MATERIAL:	Aluminum
GLASS:	Clear Lens
DIMMABLE:	No

DIMENSIONS	
WIDTH:	5.8"
HEIGHT:	3.3"
DEPTH:	2.5
WEIGHT:	1lb

LIGHT SOURCE	
LIGHT SOURCE:	LumaCore
WATTAGE:	12w, 8w, 5w, 3w LumaCore LED *Included
VOLTAGE:	12v
VOLT AMPS:	12.4, 7.8, 5.3, 3.2
TRANSFORMER REQUIRED:	Yes

MOUNTING	
LEAD WIRE:	1 X 18"

SHIPPING	
CARTON LENGTH:	11.5
CARTON WIDTH:	4.9
CARTON HEIGHT:	2.8
CARTON WEIGHT:	1.1



PRODUCT DETAILS:

- LumaCore Series products carry a lifetime limited warranty
- Incorporates CREE LEDs with application performance tested by CREE
- Suitable for use in wet (outdoor direct rain) locations as defined by NEC and CEC. Meets United States UL Underwriters Laboratories & CSA Canadian Standards Association Product Safety Standards
- Wattage settings includes: 3W (260 Lumens), 5W (350 Lumens), 8W (475 Lumens), 12W (750 Lumens)
- Photometrics based off engine photometrics.
- Classic lines and heritage details complement traditional architecture
- Three lens options offer versatility in beam spread via an easy to remove and insert assemble - includes: 20°, 40° Spot, 40°, 60° Flood
- For more information on how to control your landscape lighting via the Hinkley Home Automation App, [click here](#).

HINKLEY

HINKLEY
33000 Pin Oak Parkway
Avon Lake, OH 44012

PHONE: (440) 653-5500
Toll Free: 1 (800) 446-5539

hinkley.com